

Step 1: <https://get.adobe.com/flashplayer/>

Step: 1 of 3

Adobe Flash Player

Note: Adobe Flash Player is already installed, but disabled. [Click here](#) for more information.

Version 25.0.0.171
[System requirements](#)

Your system:
Windows 32-bit, English, Chrome
[Need Flash Player for a different computer?](#)

[Are you an IT manager or OEM?](#)

Optional offers

- Yes, install the free **McAfee Security Scan Plus** utility to check the status of my PC security. It will not modify existing antivirus program or PC settings. [Learn more](#)
- Yes, install **True Key™** by Intel Security to say goodbye to the hassle of passwords. [Learn more](#)

Intel Security

Terms & conditions:

By clicking the "Install now" button, you acknowledge that you have read and agree to the [Adobe Software Licensing Agreement](#) and the [Intel Security License Agreement](#).

Note: Your antivirus software must allow you to install software.

Install now

Total size: 21.07 MB

Choose your region

Copyright © 2017 Adobe Systems Incorporated. All rights reserved.
[Terms of use](#) | [Privacy](#) | [Cookies](#)

Step 2: Uncheck the Optional Offers.

Step: 1 of 3

Adobe Flash Player

Note: Adobe Flash Player is already installed, but disabled. [Click here](#) for more information.

Version 25.0.0.171
[System requirements](#)

Your system:
Windows 32-bit, English, Chrome
[Need Flash Player for a different computer?](#)

[Are you an IT manager or OEM?](#)

Optional offers

- Yes, install the free **McAfee Security Scan Plus** utility to check the status of my PC security. It will not modify existing antivirus program or PC settings. [Learn more](#)
- Yes, install **True Key™** by Intel Security to say goodbye to the hassle of passwords. [Learn more](#)

Intel Security

Terms & conditions:

By clicking the "Install now" button, you acknowledge that you have read and agree to the [Adobe Software Licensing Agreement](#) and the [Intel Security License Agreement](#).

Note: Your antivirus software must allow you to install software.

Install now

Total size: 21.07 MB

Step 3: Click on Install now

The screenshot shows the Adobe Flash Player installation wizard. The Adobe logo is in the top left corner. The title "Step 1 of 3" is in the top right corner. The main content is divided into three columns:

- Left Column:** Features the Adobe Flash Player logo and a grid of colorful images. Below it, a yellow note states: "Note: Adobe Flash Player is already installed, but disabled. Click here for more information." Underneath, it lists "Version 25.0.0.171" and "System requirements". It also specifies "Your system: Windows 32-bit, English, Chrome" and provides links for "Need Flash Player for a different computer?" and "Are you an IT manager or OEM?".
- Middle Column:** Titled "Optional offers", it contains two checkboxes. The first is for "McAfee Security Scan Plus" and the second is for "True Key by Intel Security". Both have "Learn more" links. The Intel Security logo is at the bottom of this column.
- Right Column:** Titled "Terms & conditions:", it contains a note: "By clicking the 'Install now' button, you acknowledge that you have read and agree to the Adobe Software Licensing Agreement." At the bottom, there is a yellow "Install now" button with a red border, and a note below it: "Note: Your antivirus software must allow you to install software." and "Total size: 19.6 MB".

Step 4: Click on Save File.

The screenshot shows a Windows file opening dialog box titled "Opening flashplayer25_xa_install.exe". The text inside reads: "You have chosen to open: flashplayer25_xa_install.exe which is: Binary File (1.1 MB) from: https://admdownload.adobe.com". Below this, it asks "Would you like to save this file?". At the bottom right, there are two buttons: "Save File" (highlighted with a red border) and "Cancel".

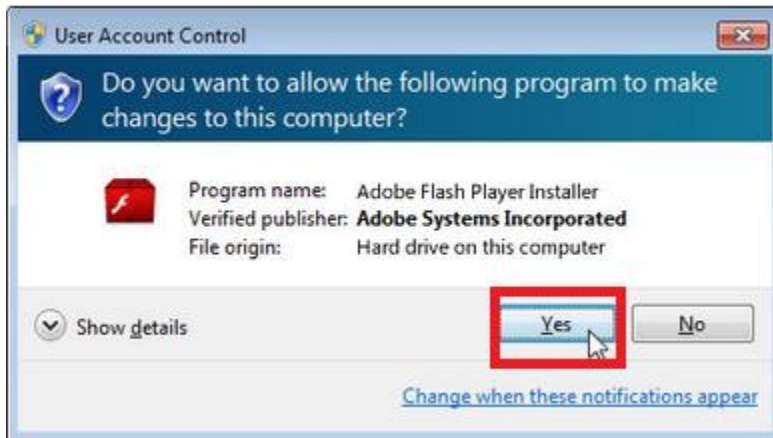
Step 5: Go to Downloads folder. Double Click the File

The screenshot shows a Windows file explorer window. A file named "flashplayer25_xa_install.exe" is highlighted with a red border. Below the file name, it shows "1.1 MB - adobe.com - 3:51 PM".

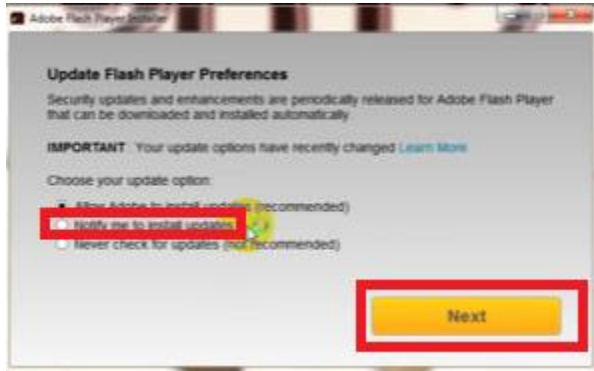
Step6: Run the File.



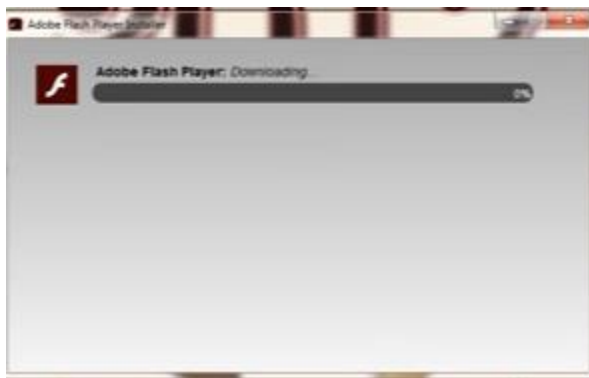
Step 7: Click Yes



Step 8: Click on notify me to install Updates and Click Next.



Step 9: Kindly wait for a while Download will begin.



Step 10: Flash Player is installed. Restart your Browser.

